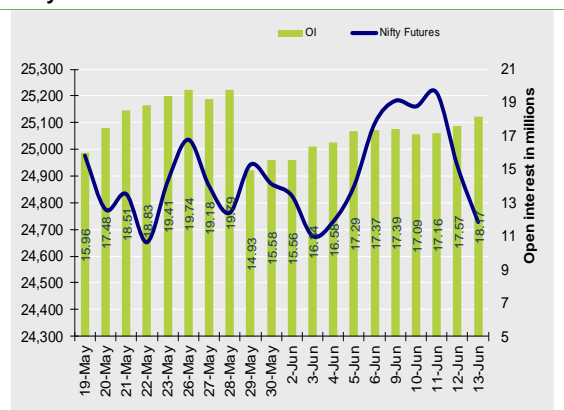


Nifty Snapshot

	Close	Prv Cl.	Ab chg	% chg
Spot	24,718.60	24,888.20	-169.60	-0.68
Futures	24,727.40	24,937.40	-210.00	-0.84
Oil(ml shr)	18.17	17.57	0.60	3.39
Vol (lots)	102772	137723	-34951	-25.38
COC	8.80	49.20	-40.40	-82.1
PCR-OI	0.89	0.92	-0.03	-3.5

Nifty Futures Price v/s OI



Institutional Activity in previous trading session

(in Rs cr.)	Buy	Sell	Net
Index Futures	3733.55	4509.68	-776.13
Index Options	874267.82	875696.80	-1428.98
Stock Futures	19809.56	22508.84	-2699.28
Stock Options	81113.71	81799.54	-685.83
FII Cash	14,162.89	15,426.41	-1,263.52
DII Cash	13,487.57	10,446.13	3,041.44

Net FII Activity (in Rs cr.)

Date	Idx Fut	Stk Fut	Idx Opt	Cash
13-Jun	-776.1	-2699.3	-1429.0	-1264
12-Jun	-2337.9	-5974.3	-8462.4	-3831
11-Jun	1245.6	-1212.9	56946.7	-446
10-Jun	560.1	-3391.2	4321.4	2302
9-Jun	-537.7	18.5	-7119.1	1993
6-Jun	2456.1	3826.0	-782.0	1010

Technical Pivot (Intraday):

	S2	S1	PIVOT	R1	R2
NIFTY	24485	24605	24700	24820	24910
BANKNIFTY	55140	55375	55590	55825	56040

(Price is in Rs; OI is in million units; Price chg and OI chg are in percentage) **NB RESEARCH**

Fresh Longs seen in:

Scrip	Price	Price chg	OI	OI Chg
MANAPPURAM	279.8	3.3	42.6	12.6
OFSS	9484.5	0.5	1.0	8.5
KAYNES	5487.5	0.1	0.3	6.9

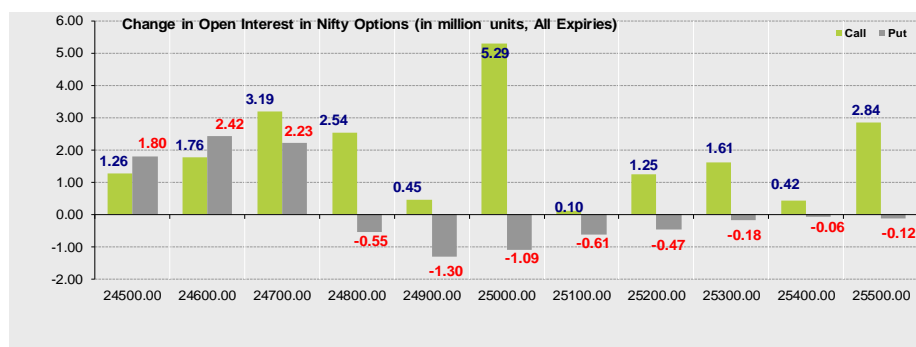
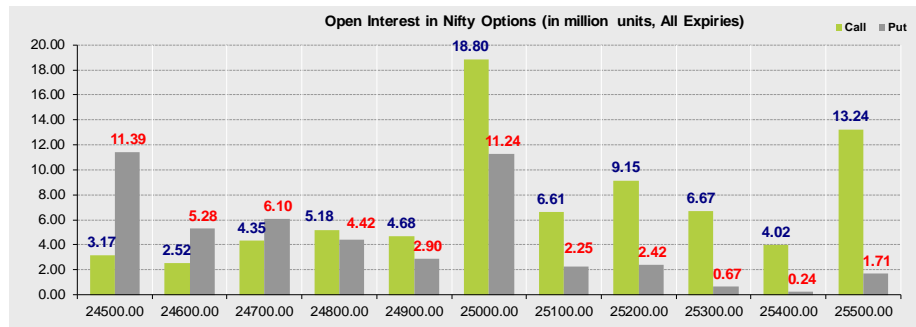
Short Covering seen in:

Scrip	Price	Price chg	OI	OI Chg
CDSL	1650.6	0.1	12.2	-2.6
MAXHEALTH	1234.1	2.5	10.9	-2.6
ASTRAL	1529.0	1.8	5.9	-2.1

Summary

- Indian markets closed on a negative note where selling was mainly seen in FMCG, Metals, Oil & Gas Sectors. Nifty June Futures closed at 24727.40 (down 210.00 points) at a premium of 8.80 pts to spot.
- FII's were net sellers in Cash to the tune of 1263.52 Cr and were net sellers in index futures to the tune of 776.13 Cr.
- India VIX increased by 7.59% to close at 15.08 touching an intraday high of 15.98.

Open Interest in Nifty Options:



- The above second chart shows previous trading day's change in Nifty options where Addition in OI were seen in 24500, 24600, 24700 strike Puts and at 25000, 24900, 24800 strike Calls indicating market is likely to remain range bound in the near term.
- Highest OI build-up is seen at 25000 strike Calls and 24500 strike Puts, to the tune of 18.80mn and 11.39mn respectively.

Outlook on Nifty:

Index is likely to open on a positive note today and is likely to remain range bound during the day.

NIFTY50 Options OI (CE OI = Resistance) (PE OI = Support)

Symbol	Highest CE OI	Highest PE OI	CMP
ADANIENT	2700	2700	2509
ADANIPTS	1500	1400	1408
APOLLOHOSP	7000	6800	6997
ASIANPAINT	2300	2200	2215
AXISBANK	1250	1200	1208
BAJAJ-AUTO	9000	8500	8471
BAJFINANCE	10000	9000	9335
BAJAJFINSV	2100	1900	2012
BEL	400	380	395
BHARTIARTL	1880	1860	1843
CIPLA	1600	1320	1507
COALINDIA	400	400	391
DRREDDY	1300	1300	1361
EICHERMOT	6000	5000	5322
ETERNAL	270	240	250
GRASIM	2800	2600	2664
HCLTECH	1720	1640	1695
HDFCBANK	2000	1940	1920
HDFCLIFE	800	730	751
HEROMOTOCO	4500	4200	4316
HINDALCO	700	600	642
HINDUNILVR	2400	2300	2296
ICICIBANK	1450	1450	1418
ITC	440	420	414
INDUSINDBK	820	800	817

NIFTY50 Options OI (CE OI = Resistance) (PE OI = Support)

Symbol	Highest CE OI	Highest PE OI	CMP
INFY	1600	1600	1602
JSWSTEEL	1020	980	988
JIOFIN	310	290	295
KOTAKBANK	2160	2000	2108
LT	3700	3500	3589
M&M	3100	3000	3007
MARUTI	13000	12000	12388
NTPC	350	340	332
NESTLEIND	2500	2200	2373
ONGC	260	250	252
POWERGRID	300	270	286
RELIANCE	1500	1420	1429
SBILIFE	1860	1800	1757
SHRIRAMFIN	700	660	668
SBIN	820	820	793
SUNPHARMA	1700	1680	1688
TCS	3500	3400	3448
TATACONSUM	1200	1000	1079
TATAMOTORS	800	700	713
TATASTEEL	161.4	146.4	152
TECHM	1660	1600	1659
TITAN	3600	3500	3423
TRENT	6000	5500	5591
ULTRACEMCO	12000	9800	11231
WIPRO	270	250	260

OI against MWPL				
Symbol	MWPL	Open Interest	Limit for next day	% OI
TITAGARH	16037381	15856000	Ban	99%
HUDCO	100095000	96795100	Ban	97%
MANAPPURAM	109606743	105501000	Ban	96%
RBLBANK	121575211	116163150	Ban	96%
ABFRL	121580965	115057800	Ban	95%
BSOFT	32988281	31089000	Ban	94%
CHAMBLFERT	31728204	28071550	Ban	88%
CDSL	35530000	30708125	Ban	86%
IREDA	134388235	115915600	Ban	86%
IEX	177849950	144386250	Ban	81%
HINDCOPPER	65482129	52350750	9857272	80%
DIXON	8159946	6337350	1414598	78%
BANDHANBNK	193371109	148099600	35602953	77%
NATIONALUM	178967755	134793750	35225617	75%
INOXWIND	134884086	100900575	27239306	75%
TATATECH	36328758	27049500	7462820	74%
LTF	168467595	124980620	35063595	74%
HFCL	189248684	138868750	40917499	73%
LICHSGFIN	60244101	44036000	13195895	73%
PNB	687763516	492344000	161031340	72%
BSE	63258922	44722875	15373100	71%
HAL	37934515	26024550	10013239	69%
SAIL	289148547	198153300	76537819	69%
GRANULES	29668038	20313275	7871361	68%
BIOCON	94007780	64142500	25164891	68%
NMDC	689383367	469435500	185478698	68%
IRCTC	60165566	40768875	16388412	68%
CANBK	672420574	453397500	185402045	67%
TATACHEM	31601465	20930400	9090991	66%
AARTIIND	41876170	27539725	12242636	66%
ACC	16266067	10657800	4794963	66%
MAZDOCK	12239606	7821975	3805650	64%
MCX	10180563	6406925	3264609	63%

[illegible]

Derivative Recommendations:

Stock Name	Call (Buy/Sell)	Entry price	Targets	Stop Loss	Duration	Status
HUDCO (Bull Call spread)	Buy	9.8	20	4	Positional	Open
IRFC (Bull Call Spread)	Buy	3.6	7.2	1.8	Positional	Open

FROM THE EQUITY DERIVATIVE DESK:

NIRAV HARISH CHHEDA
AVP - DERIVATIVES AND TECHNICAL RESEARCH
E-Mail: nirav.chheda@nirmalbang.com
Tel no: 6273-8199/8000

AMIT BHUPTANI
SNR.DERIVATIVES AND TECHNICAL RESEARCH ANALYST
E-Mail: amit.bhuptani@nirmalbang.com
Tel no: 6273-8242/8000

DISCLOSURES

Research Reports that are published by Nirmal Bang Securities Private Limited (hereinafter referred to as "NBSPL") are for private circulation only. NBSPL is a registered Research Analyst under SEBI (Research Analyst) Regulations, 2014 having Registration no. INH000001766. NBSPL is also a registered Stock Broker with National Stock Exchange of India Limited, BSE Limited, Metropolitan Stock Exchange of India Limited, Multi Commodity Exchange of India Limited, National Commodity and Derivative Exchange Limited and Indian Commodity Exchange Limited in cash and Equity and Commodities derivatives segments.

NBSPL has other business divisions with independent research teams separated by Chinese walls, and therefore may, at times, have different or contrary views on stocks and markets.

NBSPL or its associates have not been debarred / suspended by SEBI or any other regulatory authority for accessing / dealing in securities Market. NBSPL, its associates or analyst or his relatives do not hold any financial interest (Except Investment) in the subject company. NBSPL or its associates or Analyst do not have any conflict or material conflict of interest at the time of publication of the research report with the subject company. NBSPL or its associates or Analyst or his relatives may or may not hold beneficial ownership of 1% or more in the subject company at the end of the month immediately preceding the date of publication of this research report.

NBSPL or its associates / analyst has not received any compensation / managed or co-managed public offering of securities of the company covered by Analyst during the past twelve months. NBSPL or its associates have not received any compensation or other benefits from the company covered by Analyst or third party in connection with the research report. Analyst has not served as an officer, director or employee of Subject Company. NBSPL / analyst has not been engaged in market making activity of the subject company.

Analyst Certification: The research analysts and authors of these reports, hereby certify that the views expressed in this research report accurately reflects my/our personal views about the subject securities, issuers, products, sectors or industries. It is also certified that no part of the compensation of the analyst(s) was, is, or will be directly or indirectly related to the inclusion of specific recommendations or views in this research. The analyst(s) principally responsible for the preparation of this research report and has taken reasonable care to achieve and maintain independence and objectivity in making any recommendations.

DISCLAIMER

This report is for the personal information of the authorized recipient and does not construe to be any investment, legal or taxation advice to you. NBSPL is not soliciting any action based upon it. Nothing in this research shall be construed as a solicitation to buy or sell any security or product, or to engage in or refrain from engaging in any such transaction. In preparing this research, we did not take into account the investment objectives, financial situation and particular needs of the reader.

This research has been prepared for the general use of the clients of NBSPL and must not be copied, either in whole or in part, or distributed or redistributed to any other person in any form. If you are not the intended recipient you must not use or disclose the information in this research in any way. Though disseminated to all the customers simultaneously, not all customers may receive this report at the same time. NBSPL will not treat recipients as customers by virtue of their receiving this report. This report is not directed or intended for distribution to or use by any person or entity resident in a state, country or any jurisdiction, where such distribution, publication, availability or use would be contrary to law, regulation or which would subject NBSPL & its group companies to registration or licensing requirements within such jurisdictions.

The report is based on the information obtained from sources believed to be reliable, but we do not make any representation or warranty that it is accurate, complete or up-to-date and it should not be relied upon as such. We accept no obligation to correct or update the information or opinions in it. NBSPL or any of its affiliates or employees shall not be in any way responsible for any loss or damage that may arise to any person from any inadvertent error in the information contained in this report. NBSPL or any of its affiliates or employees do not provide, at any time, any express or implied warranty of any kind, regarding any matter pertaining to this report, including without limitation the implied warranties of merchantability, fitness for a particular purpose, and non-infringement. The recipients of this report should rely on their own investigations.

This information is subject to change without any prior notice. NBSPL reserves its absolute discretion and right to make or refrain from making modifications and alterations to this statement from time to time. Nevertheless, NBSPL is committed to providing independent and transparent recommendations to its clients, and would be happy to provide information in response to specific client queries.

Before making an investment decision on the basis of this research, the reader needs to consider, with or without the assistance of an adviser, whether the advice is appropriate in light of their particular investment needs, objectives and financial circumstances. There are risks involved in securities trading. The price of securities can and does fluctuate, and an individual security may even become valueless. International investors are reminded of the additional risks inherent in international investments, such as currency fluctuations and international stock market or economic conditions, which may adversely affect the value of the investment. Opinions expressed are subject to change without any notice. Neither the company nor the director or the employees of NBSPL accept any liability whatsoever for any direct, indirect, consequential or other loss arising from any use of this research and/or further communication in relation to this research. Here it may be noted that neither NBSPL, nor its directors, employees, agents or representatives shall be liable for any damages whether direct or indirect, incidental, special or consequential including lost revenue or lost profit that may arise from or in connection with the use of the information contained in this report.

Copyright of this document vests exclusively with NBSPL. Our reports are also available on our website www.nirmalbang.com